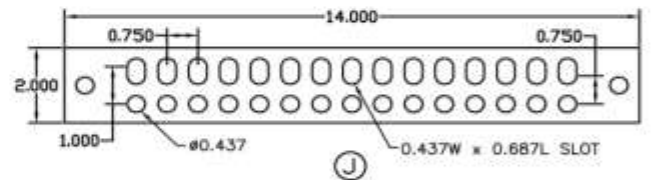
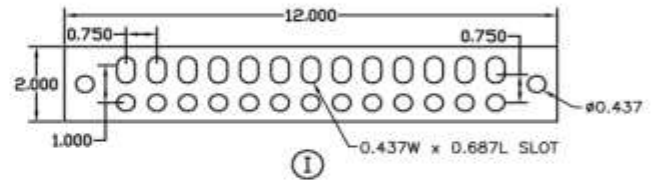
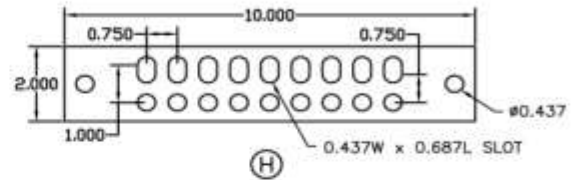
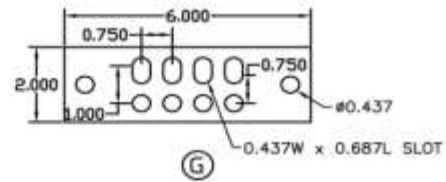
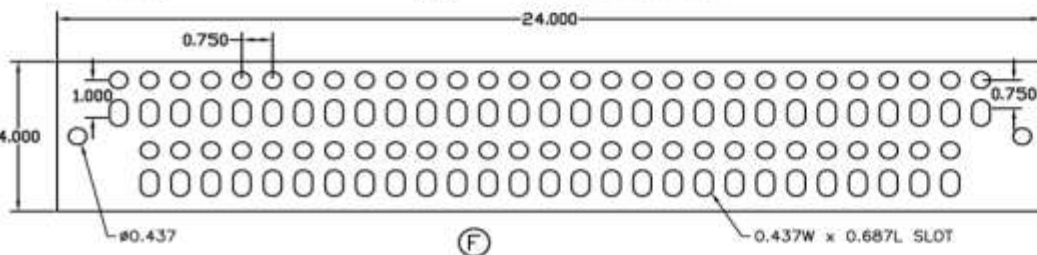
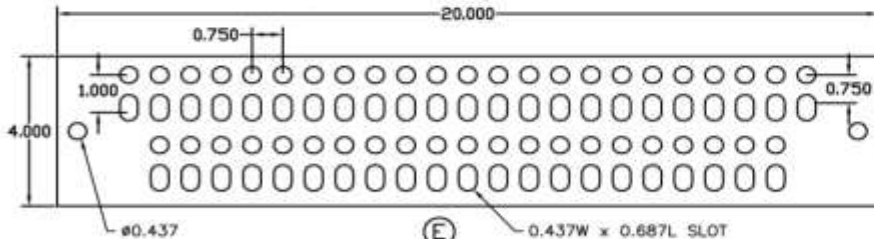
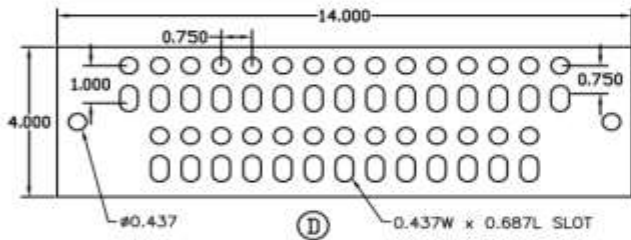
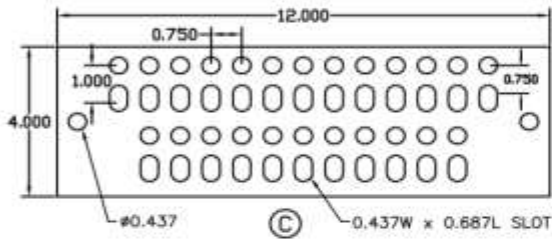
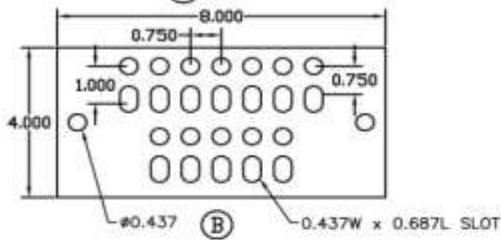
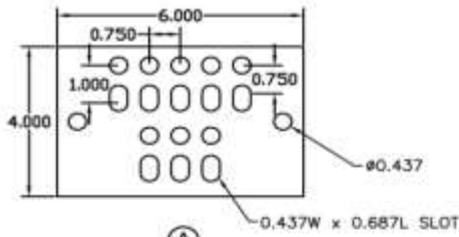


4" Buss Bar Kit Part Numbers	Copper Style	Dimensions (Inches)	Drawing
BB1446	Solid	¼ x 4 x 6	A
BBT1446	Tinned Copper	¼ x 4 x 6	A
BB1448	Solid	¼ x 4 x 8	B
BBT1448	Tinned	¼ x 4 x 8	B
BB14412	Solid	¼ x 4 x 12	C
BBT14412	Tinned	¼ x 4 x 12	C
BB14414	Solid	¼ x 4 x 14	D
BBT14414	Tinned	¼ x 4 x 14	D
BB14420	Solid	¼ x 4 x 20	E
BBT14420	Tinned	¼ x 4 x 20	E
BB14424	Solid	¼ x 4 x 24	F
BBT14424	Tinned	¼ x 4 x 24	F

2" Buss Bar Kit Part Numbers	Copper Style	Dimensions (Inches)	Drawing
BB1426	Solid	¼ x 2 x 6	G
BBT1426	Tinned	¼ x 2 x 6	G
BB14210	Solid	¼ x 2 x 10	H
BBT14210	Tinned	¼ x 2 x 10	H
BB14212	Solid	¼ x 2 x 12	I
BBT14212	Tinned	¼ x 2 x 12	I
BB14214	Solid	¼ x 2 x 14	J
BBT14214	Tinned	¼ x 2 x 14	J



GROUNDING BARS



Call us today Toll-Free
at (844) 266-3718 for
more information